



**(4603) Frederick
Taylor Court**

**TSM Survey
Court Report 2024**

Prepared by: Acuity Research & Practice

55%

Overall Satisfaction



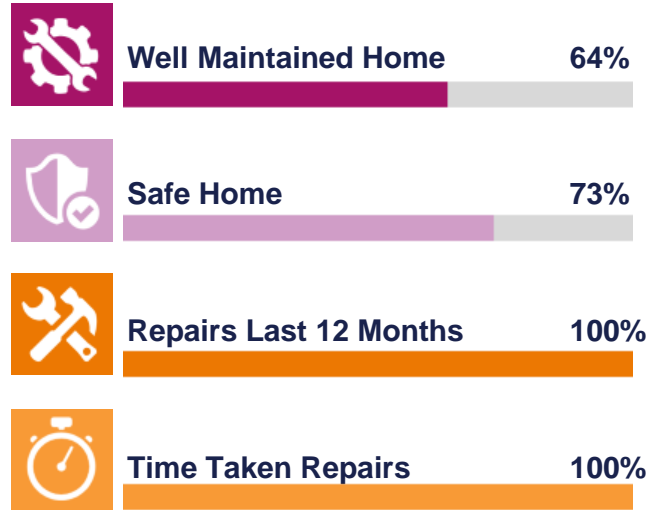
Acuity was commissioned to undertake, independent satisfaction surveys of all Housing 21's residents, including retirement living and extra care, to collect data on their opinions of, and attitudes towards, their landlord and the services provided.

A survey questionnaire was sent to all residents. The survey was primarily conducted by post, but residents were also given the opportunity to complete the questionnaire online if they wished.

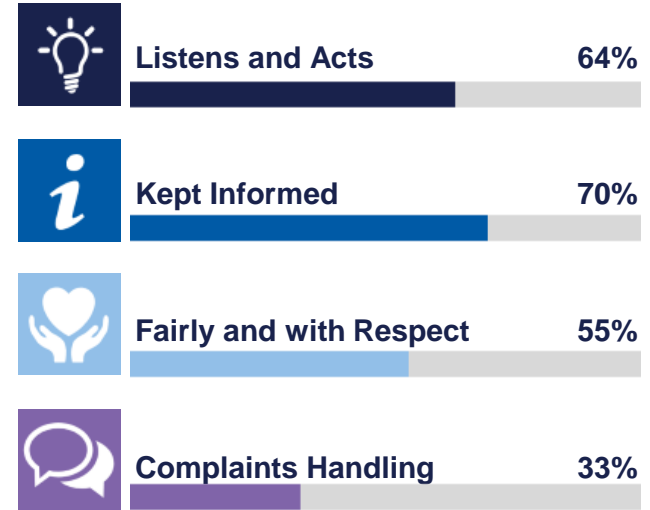
Responses 11

TSM Key Metrics

Keeping Properties in Good Repair



Respectful & Helpful Engagement



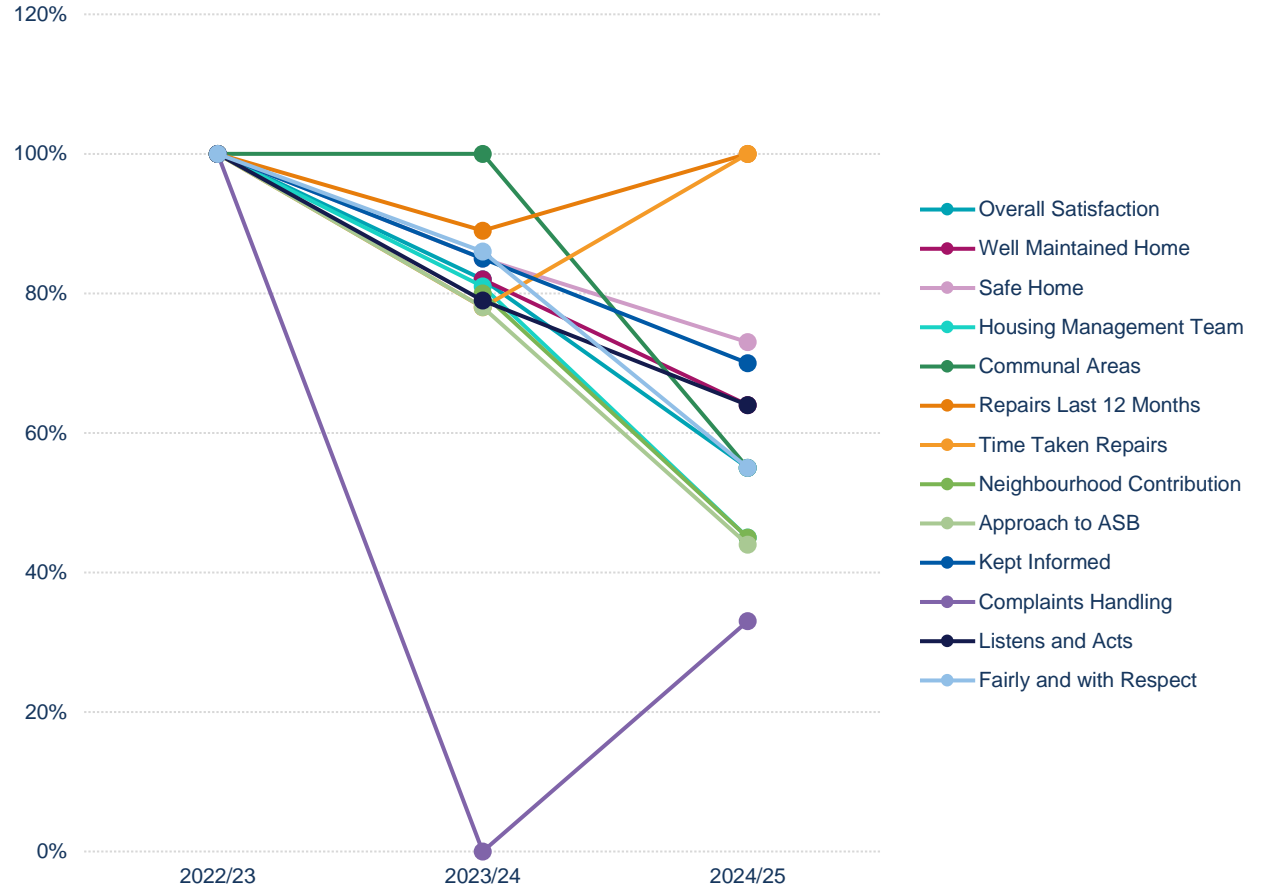
Responsible Neighbourhood Management





Over Time

This trend line shows how satisfaction has fluctuated over the previous surveys for this specific Court.





Year-on-Year Change – Frederick Taylor Court

Housing 21 undertook a TSM-based survey of its residents in 2023/24. The table to the right compares these past results from this specific court, with those for 2024/25. Any increases are green coloured, while decreases are pink.

| | 2023/24 | 2024/25 |
|----------------------------|---------|--------------|
| Overall Satisfaction | 82% | 55% (-27) |
| Well Maintained Home | 82% | 64% (-18) |
| Safe Home | 85% | 73% (-12) |
| Housing Management Team | 81% | 45% (-35) |
| Communal Areas | 100% | 55% (-45) |
| Repairs Last 12 Months | 89% | 100% (+11) * |
| Time Taken Repairs | 78% | 100% (+22) * |
| Neighbourhood Contribution | 80% | 45% (-35) |
| Approach to ASB | 78% | 44% (-33) * |
| Kept Informed | 85% | 70% (-15) |
| Complaints Handling | 0% * | 33% (+33) * |
| Listens and Acts | 79% | 64% (-15) |
| Fairly and with Respect | 86% | 55% (-31) |

What one thing do you like about the services provided by Housing 21?



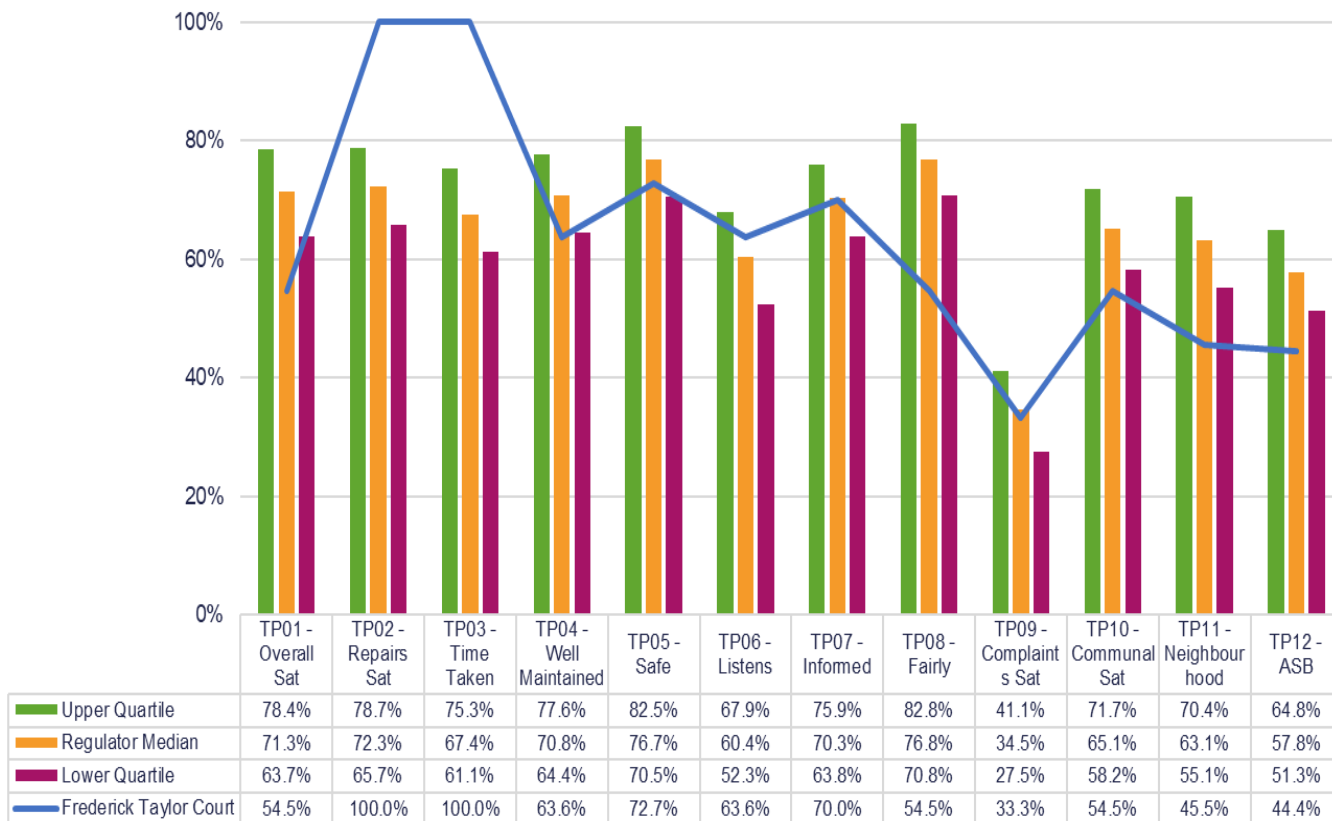
What one thing could Housing 21 do better to improve its services?














Benchmarking – RSH 2023/24 (LCRA)



It is possible to compare the results from this scheme with the results from the Regulator of Social Housing (RSH) data for LCRA properties for 2023/24. Shown here are the quartile positions of all those working who have published their data and is therefore comparable with this Housing 21 scheme.



Scheme Performance

| | | | | | |
|---|--|-------------------|---|--|-------------------|
|  | EPC Score (Average score of all properties within the scheme) | 72.2 |  | Total Repairs Spend (£) - Last 12 months (Nov) | £17,547.97 |
|  | EPC Rating (Average score of all properties within the scheme) | C |  | No, ASB Cases - Last 12 months (Nov) | 0 |
|  | EPC Date of assessment | 21/07/2021 |  | No. Stage 1 Complaints - Last 12 months (Oct) | 0 |
|  | Overall CQC Score | N/A |  | No. Stage 2 Complaints - Last 12 months (Oct) | 0 |
|  | Date of last CQC Score | N/A |  | Total No. Formal Complaints - Last 12 months (Oct) | 0 |
|  | No. Repairs - Last 12 months (Nov) | 88 | | | |

TSM Summary of Approach



| | | |
|----|---|--------------------------------|
| A. | A summary of achieved sample size (number of responses) | 11 |
| B. | Timing of survey | April 2024 to November 2024 |
| C. | Collection method(s) | Online, Postal, Telephone |
| D. | Sample method | Census |
| E. | Summary of the assessment of representativeness of the sample against the relevant tenant population | N/A |
| F. | Details of any weighting applied to generate the reported perception measures | No weighting applied |
| G. | Role of any named external contractor(s) in collecting, generating, or validating the reported perception measures | Acuity Research & Practice Ltd |
| H. | The number of tenant households within the relevant population that have not been included in the sample frame due to exceptional circumstances | 0 |
| I. | Reasons for any failure to meet the required sample size requirements | N/A |
| J. | Type and amount of any incentives offered to tenants to encourage survey completion | 10 x £50 shopping vouchers |
| K. | Any other methodological issues likely to have a material impact on the tenant perception measures reported | None |



This research project was carried out to conform with ISO20252:2019 and the MRS Code of Conduct.

For further information on this report please contact:
Denise Raine: denise.raine@arap.co.uk

Acuity
Tel: 01273 287114
Email: acuity@arap.co.uk
Address: PO Box 395, Umberleigh, EX32 2HL

